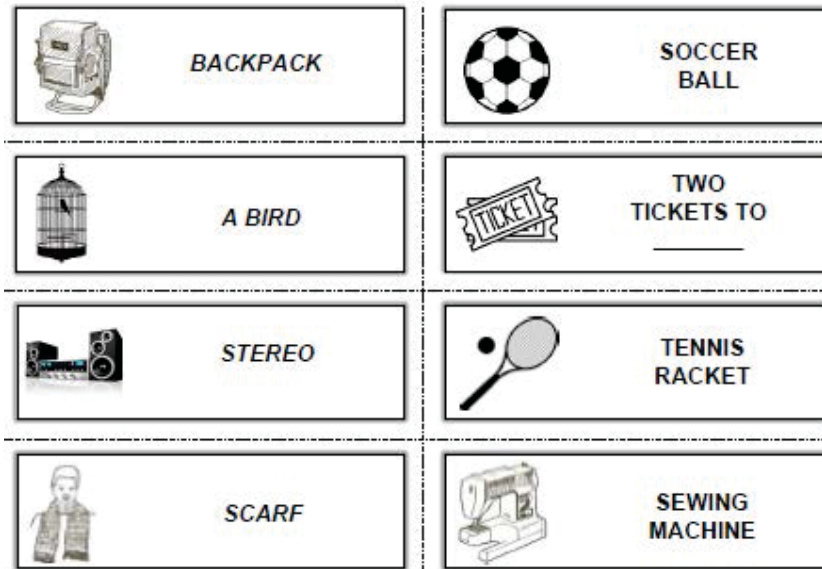


## A Christmas Gift Giving Lesson



These "gift" cards can be used in many creative ways in the classroom.

### **Here are a few suggestions.**

1. Christmas card writing. Students write and design an Xmas card to a student and include one of the gifts in the card.
2. Give students a list of classmate names. In pairs or groups, students discuss and choose which gift they'll give each student. After the list is filled, students mingle and give each other the gifts (using their English of course).
3. Make copies. Students choose one gift they would want most for Christmas. Students mingle to see if anyone has a match. Or have students guess what each other chose and then check if they are correct.



**BACKPACK**



**SOCCER  
BALL**



**A BIRD**



**TWO  
TICKETS TO**  
\_\_\_\_\_



**STEREO**



**TENNIS  
RACKET**



**SCARF**



**SEWING  
MACHINE**



**CAMERA**



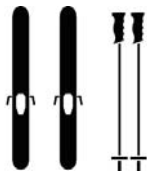
**CAT**



**BOTTLE OF  
CHAMPAGNE**



**CHESS SET**



**DOWNHILL SKIS**



**BOXING  
GLOVES**



**PAIR OF  
GLOVES**



**LAPTOP**



**COMIC BOOK**



**HAMMER**



**PUPPY**



**GUITAR**



**PAIR OF  
RUNNING SHOES**



**LIPSTICK**



**SWEATER**



**NOVEL**



**SKATEBOARD**



**PLANT**



**GIFT CARD**



**GIFT \_\_\_\_\_**




**BOX OF CHOCOLATES**



**DECK  
OF  
CARDS**



**MUSIC  
CD**



**FISH**

