

TEACHING THE 5 SKILLS OF LANGUAGE



SPEAKING

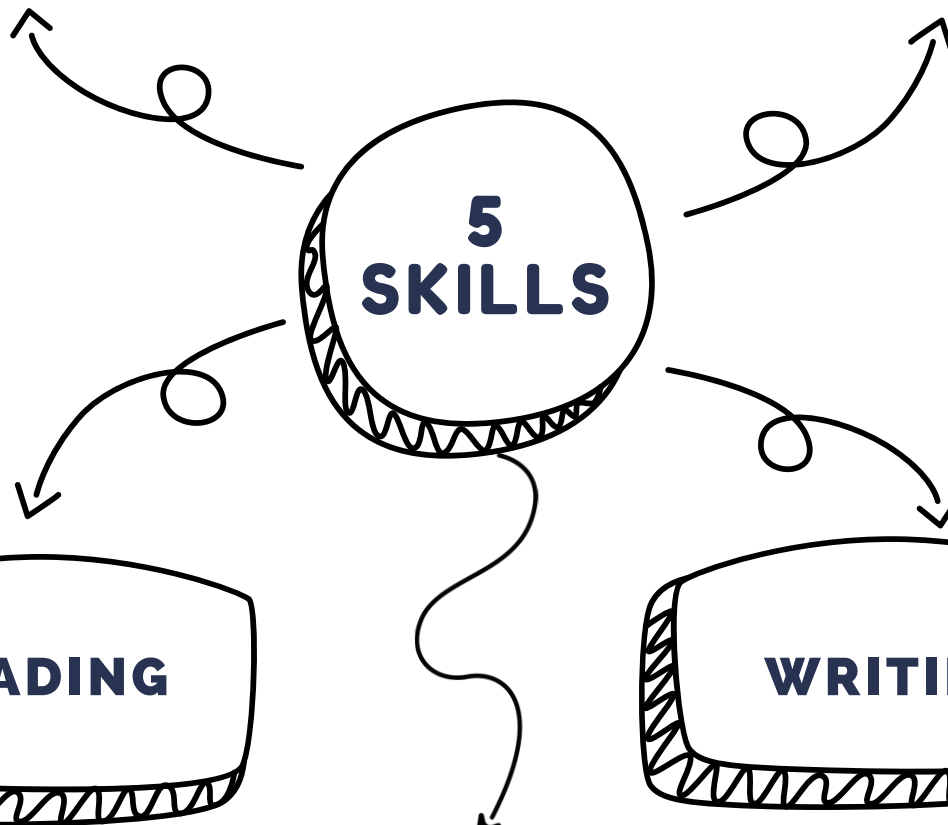
LISTENING

**5
SKILLS**

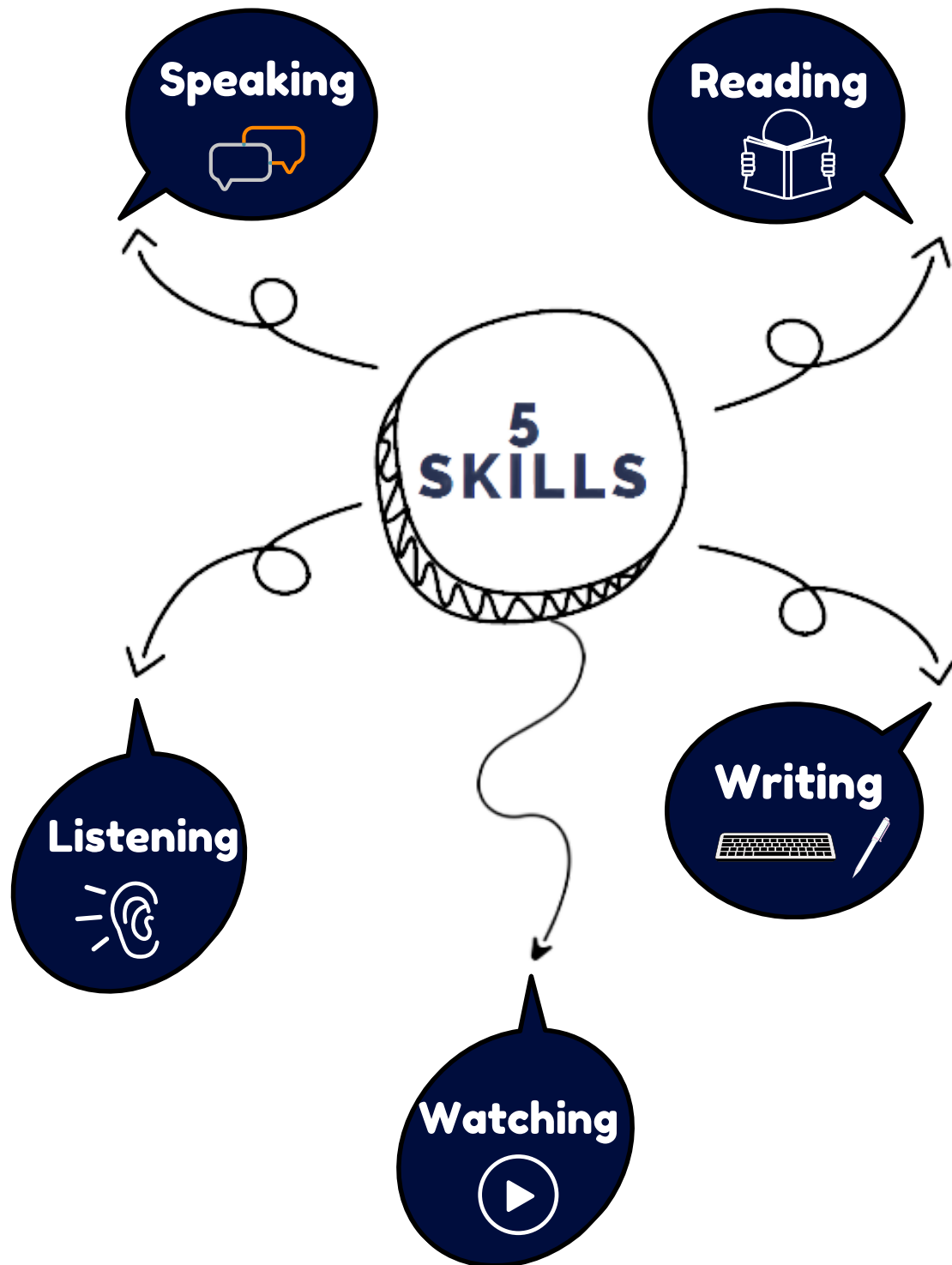
READING

WRITING

WATCHING



TEACHING THE 5 SKILLS OF LANGUAGE

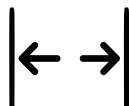


TEACHING SPEAKING



Here are some classic recipes for activating your students' powers of communication and getting them speaking and using their language purposefully in class. Online or F2F. [Read more >>>](#)

INFO GAPS



Communicate to fill in incomplete information.

ROLE PLAY



Students pretend to be a character in a certain situation.

MINGLING



Move around the class and survey others, get info.

DIALOGUES



Speak with each other using a script or ad-lib.

STORYTELLING



Tell and retell stories or jokes to each other in class.

PICTURE PROMPTS



Use pictures to elicit speech and talk about things.

GAMES



Play games where students have to speak to advance.

DISCUSSION & DEBATE



Students answer questions and provide opinions on a topic.

PUBLIC SPEAKING



Students give a simple, structured speech.

CONVERSATION



Students talk about routines, regular life, news, gossip.

INTERVIEWS



Interview each other or a guest like a real talk show.

INSIDE - OUTSIDE



Two circles, face a partner and relay information.

FREE SPEAKING



Student choice. Plan an event. Hot topic. Issues.

ONLINE TOOLS



Use online tools for skills development, pronunciation.

OTHER



What other ways are there?

TEACHING LISTENING



Here are some classic recipes for activating your students' listening skills and getting them listening for accuracy or meaning. Online or F2F. [Read more >>>](#)

CLOZE

He _____s me!

Listen and fill in the blanks with what you hear.

THE 5 Ws



Listen for general meaning and record the 5W details.

GIST

Main Idea 

Listen and note the general meaning and overall facts.

DIFFERENCES



Listen to two passages and compare, note the differences.

NOTE TAKING



Listen and take notes of important details.

STORIES



Audio stories. Listen and then students retell.

TPR



Listen and do it!
Total Physical Response.

DRAWING



Listen and draw what you hear and imagine the situation.

DIRECTIONS



Listen to instructions and perform the steps.

MUSIC



Listen for enjoyment. Also, listen then repeat the chorus.

SHADOWING



Listen and repeat what the model has said.

DICTIONATION



Listen. Write the sentences. Try "running dictation".

EXTENSIVE LISTENING



Listen to what interests you. Use same language subtitles.

GAMES



Memory / Telephone game. Lastonestanding.

OTHER



What other ways are there?

TEACHING READING



Here are some classic reading activities that will help your students develop as readers and enjoy reading. Online or F2F. [Read more >>>](#)

ORGANIZERS




Pre. or after reading.
Read and organize info.

SUBTITLES



Watch video and read the subtitles for understanding.

FREE VOLUNTARY READING



Let students choose.
Read independently. Track.

COMPREHENSION



Read for understanding.
Read answer the questions.

READ ALOUD




Read together. Follow along with the reading.

PREDICTION



Read. Stop. Predict what will happen next.

CHORAL READING



Whole class reads aloud.
Or reads then repeats the model

GUIDED READING



Small groups. Decode. Read along. Interpret. Discuss.

INSTRUCTIONS



Life skill. Read and follow the directions given.

WEBQUESTS



Students read the web to answer questions.

STORIES / JOKES



Funny stories. Read and then retell, share.

LITERATURE CIRCLES



Read a novel. Groups get together and discuss.

COMICS. MANGA.



Read the story.
Rewrite your own version.

D.E.A.R.

Drop Everything And Read



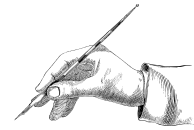
10 minutes a day. Quiet reading time. Free choice.

OTHER



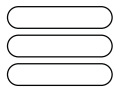
What other ways are there?

TEACHING WRITING



Here are some classic recipes for getting students to write and improve their written language skills. Online or F2F. [Read more >>>](#)

POEMS. LISTS.



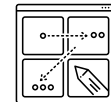
Acrostics. Fill in and respond. Things I ...

GUIDED WRITING



Finish the sentences. Templates to follow. Tracing letters.

PICTURE IT



Write the details for the pictures provided.

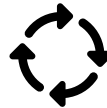
PROMPTS



If you were President?


Respond to a question. Essays. Speeches. Opinions.

WRITING PROCESS



Chose a topic. Complete the steps to a final version.

BOOKMAKING



Fold paper. Make books in class and share your writing.

REVIEW IT



Write out your opinion on a book, film, app etc ... Share.

FREE WRITING



Soft music. Students write what they feel, imagine.

RESEARCH IT



Write biographies, obituaries of VIPs.

LETTERS / CARDS



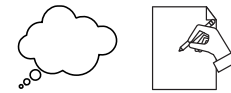
Write emails, letters, cards to each other or remote pals.

BLOGGING. MESSAGING.



Keep a class or personal online blog. Share. Chat online.

REFLECTION



Write journal or diary entries. Reflect on your learning.

COMICS



Draw and write the story in comic form. Share.

FORMS



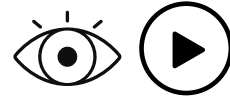
Life skill. Students complete forms from everyday life.

OTHER




What other ways are there?

TEACHING WATCHING



Watching is the 5th skill of language. A visual synthesis of listening and reading. Video has become a primary material for language learning and here are some activities to engage your students in their watching. [Read more >>>](#)



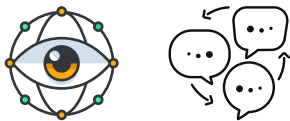
Hook. Engagement.
Motivation. Set Mood.



Vocabulary.
Important words. Meanings.



Pause. Predict.
What will happen next?



Comprehension. Literacy.
Discussion. Analysis.



Retelling. Write. Speak.
Tell what happened.



Remix. Remake.
Record your own version.



Role Play. Act Out.
Pretend to be the characters.



Review. Report. Main Idea.
Summarize. Evaluate.



Narration. Reading. No sound.
Students read / narrate.



Prompt. Respond.
Extend. Make Connections.



Modeling. Instruction.
Screencasts. Information.



Enjoyment. Pleasure. Interest.
Extensive Watching.



Assessment. Listening.
Quiz. Evaluation.



What's your own way
of watching in class?



Teaching
Resources 



Follow Us On

Teachers Pay Teachers

ELT Teacher Training

Presentations For Professional Development



Click on an image to download.
All teacher training materials are FREE on
ELT Buzz Teaching Resources. 100s. Just register.

